

#AQuESTT16



2016



2017

OUR Current View

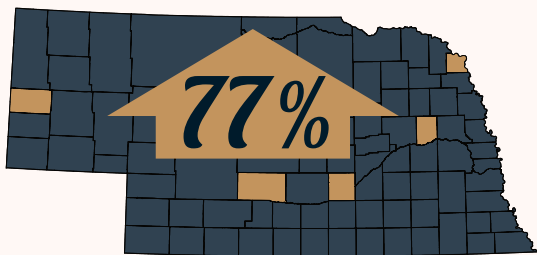


Nebraska's Changing Context & Educational Seascape

Population Growth

The Hispanic population grew by 77% in the 2000s, which accounted for nearly 2/3rd of the state's overall growth¹

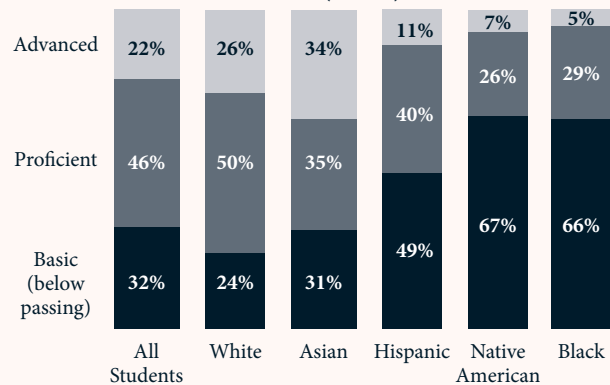
The white (non-Hispanic) population barely grew (0.4% growth) over the same time period



These demographic changes have been concentrated in specific communities across the state, specifically in Colfax, Dakota, Dawson, Hall, and Scottsbluff counties

Achievement Gap

8th Grade Math NeSA Performance (2015)



Black and Native American students are more than twice as likely to test at below passing than white students²

Nebraska has the 9th largest achievement gap in 8th grade math between its Black and White students

Graduation



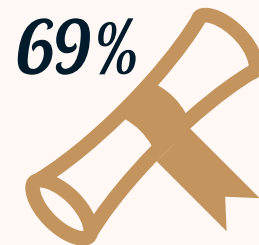
Nebraska's high school graduation rate is the highest in the country and continues to be well above the national average (81%)³

The ACT

A large percentage of Nebraska students take the ACT and scores are above the national average

With 88% of its 11th graders taking the ACT, the average score was 21.5⁴

College-going



Nebraska has the 7th highest college-going rate nationally⁵

¹UNO Center for Public Affairs Research, American Community Survey, U.S. Census Bureau

²NDE 2014-2015 State of Schools Report

³Strauss, Valerie. "Latest High School Graduation Rates — State by State." Washington Post. 12 Feb. 2015

⁴2015 ACT National and State Score (<https://www.act.org/newsroom/data/2015/states.html>)

⁵NCHEMS Information Center: <http://www.higheredinfo.org/dbrowser/index.php?measure=32>; FSG interviews

OUR Quest: AQuESTT



The Evidence-based Analysis (EBA)

The EBA gathers data to inform systems of support for every school and district in a thoughtful, meaningful way. Below are key results of the EBA from the 2015-2016 school year.

Domain	Tenet	Activities	Supports
		Policies, Practices and Procedures that Lead to Successful Schools (Significant difference between Good/Great/Excellent and Needs Improvement schools)	Most Requested Supports for Professional Development, Technology and Other Resources (Ranked Top 5)
Student Success and Access	Positive Partnerships, Relationships & Student Success	<ul style="list-style-type: none"> Strategies to support all students in monitoring and managing their own learning. Every student creates a Personal Learning Plan to plan, monitor, and adjust his/her own learning and to meet curriculum competencies. 	<ul style="list-style-type: none"> Strategies to support students in monitoring and managing their own learning Student Personal Learning Plans Measuring and addressing student engagement Strategies for family attendance and participation Partnerships with community groups and support services Clear expectations for safe, secure and healthy schools
	Transitions	<ul style="list-style-type: none"> Strategies to support the successful transition of all students from elementary to middle school, middle school to high school, and high school to post high school opportunities 	<ul style="list-style-type: none"> Processes to help incoming students be prepared for elementary school, middle school, and high school* Process for addressing the need of highly mobile students* Process to support on-time grade completion*
	Educational Opportunities & Access	<ul style="list-style-type: none"> The school supplements face-to-face instruction with opportunities for online learning. The school evaluates the effectiveness of new educational programs. 	<ul style="list-style-type: none"> Supplementing face-to-face instruction with opportunities for online learning Evaluating new educational programs Before or after school programs
Teaching and Learning	College & Career Ready	<ul style="list-style-type: none"> The school curriculum is systematically reviewed and modified through a collaborative process. The school (elementary) provides every student with instruction that focuses on awareness of the six career fields identified in the Nebraska Career Education Model. 	<ul style="list-style-type: none"> Curriculum alignment to Career Ready Standards Career awareness, exploration, and preparation instruction
	Assessment	<ul style="list-style-type: none"> Assessment information and results are shared in a timely and helpful manner with teachers, administrators, parents, and students. 	<ul style="list-style-type: none"> Utilize formative, classroom-based assessments Sharing assessment results in a timely manner
	Educator Effectiveness	<ul style="list-style-type: none"> The school technology infrastructure meets the teaching and learning needs of faculty and staff. 	<ul style="list-style-type: none"> Measuring and addressing teacher engagement Technology to support teaching and learning Utilizing a formal staff evaluation process aligned to the NTPPF

*Not a Top 5 request for support

Schools Most In Need of OUR Support to Improve

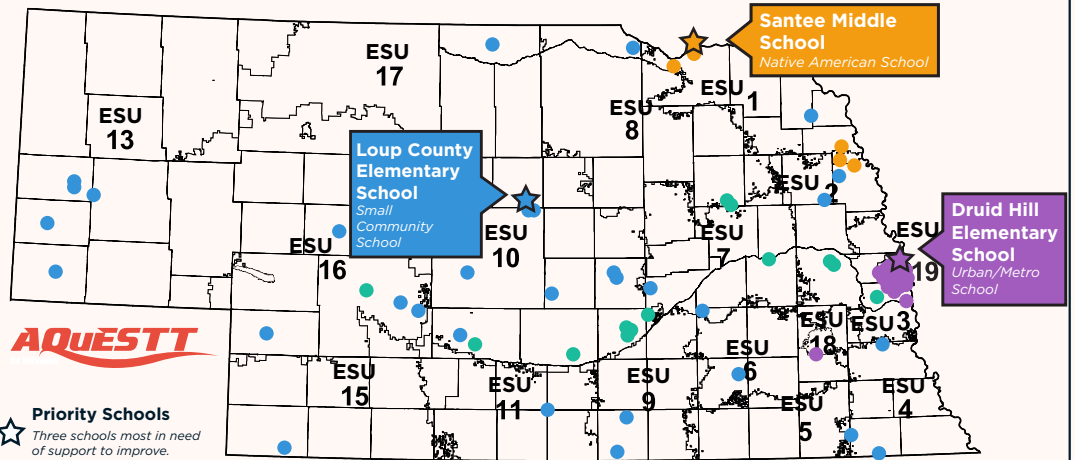
There are 87 schools in Nebraska that have been identified as most in need of support to improve in the AQuESTT Classification System. These schools are further characterized into four theme areas.

Demographically Transitioning Schools
13 schools
14.94% of Needs Improvement

Native American Schools
12 schools
13.80% of Needs Improvement

Small Community Schools
31 schools
35.63% of Needs Improvement

Urban/Metro Schools
31 schools
35.63% of Needs Improvement



Sea Change: Charting OUR Course



OUR Strategic Plan

The Nebraska State Board of Education and the Nebraska Department of Education are renewing the vision for leadership in education with a 10 year strategic plan. This plan will develop and refine our vision, goals, strategies, indicators and measures for the education system as a whole. The State Board of Education has aligned the mission of education to the strategic priorities of AQuESTT Student Success and Access and Teaching and Learning, with educational outcomes residing in the six tenets.



Looking Forward: 2016-17



- Our **vision** for assessment
- Every Student Succeeds Act (ESSA)
- **Professional development** to support teaching and learning
- Building **partnerships** that support student success by expanding opportunities and access
- Focus on **closing the achievement gap**

Nebraska Department of Education
301 Centennial Mall South
P.O. Box 94987
Lincoln, NE 68509-4987

402-471-2295
<https://www.education.ne.gov>



Nebraska Department of Education



@NDE_GOV